

# STRONGER

T H A N E V E R



# PRODUCT

## CATALOG



## About the company

STRONGER boat equipment:

**PRACTICAL,  
SIMPLE and  
RELIABLE.**



*Products created by experts passionate about their job is the best choice you can make.*

The STRONGER company (started in 2013) is a Ukrainian producer of equipment for active water rest.

*Experts and connoisseurs of this kind of rest were invited to participate in the organization of the manufacturing process as they know how to meet the needs of fishermen, hunters, tourists, water researchers, and boating enthusiasts.*

**STRONGER products encompass a wide range of equipment essential for safe, exciting and productive rest on all types of water bodies.**

*Our range of products, which is widened regularly, includes electric and manual anchor winches of various capacities and for various conditions, anchors and anchor lines, anchor rollers and extenders, electric trim tabs, hydraulic trims and jackplates for outboard motors, echo sounder sensor regulators, remote control devices for boat electric equipment, as well as accessories and spare parts.*

All STRONGER products are designed by Ukrainian and German professionals; thorough expert monitoring is implemented at every stage of its production. Every product is officially certified and extensively tested, in real everyday and extreme conditions.

*All of this enables us to guarantee high reliability and effectiveness of every STRONGER item.*

All our products come with a 3-year (36 months) warranty.

*STRONGER is both reliable and affordable for a wide range of water leisure enthusiasts.*

**Choose STRONGER - choose quality leisure.**



Form GAT\_10-M02, version 03, effective since June 19<sup>th</sup>, 2023

### CERTIFICATE

No. 00230919.SCU42

Certificate's Holder: "STRONGER" LLC, 04050, Ukraine, Kyiv, str. Muraviova, 19.

Certification ECM Mark:

Product: Anchor winches.

Brand: "STRONGER".

Model(s): (see the following annex)

Verification to: Standard: EN 14492-1:2006+A1:2009/AC:2010, EN 60034-1:2010/AC:2010.

related to CE Directives(s): 2004/43/EC (Machinery), 2014/53/EU (Electromagnetic Compatibility).

Remarks: The manufacturer has voluntarily decided to submit to documents concerning the above-mentioned product for verification. The Certification Machine confirms that the documentation made available and immediately returned to it, in verifying positive data, meets the essential requirements of the above-mentioned directives/standards. The verification activity cannot exclusively concern the technical documentation and no verification was carried out on the product. The document cannot replace the EU Declaration of Conformity. Its document was issued in accordance with regulation 60/2021 published on the website of [www.enftec.com](http://www.enftec.com) and concerning voluntary certifications with a turnover for procedures.

Issued since date: 19 September 2023

Expiry date: 19 September 2026

For online check:

Approver:

Legal Representative:

Info Certificazione Macchine Srl

Via C.so Italia, 545 - Loc. Castella di Serravalle - 40059 Valsamoggia (BO) - ITALY

☎ +39 051 4702141 ☎ +39 051 4702144 ☎ +39 051 4702145 ☎ +39 051 4702146 ☎ +39 051 4702147 ☎ +39 051 4702148 ☎ +39 051 4702149 ☎ +39 051 4702150 ☎ +39 051 4702151 ☎ +39 051 4702152 ☎ +39 051 4702153 ☎ +39 051 4702154 ☎ +39 051 4702155 ☎ +39 051 4702156 ☎ +39 051 4702157 ☎ +39 051 4702158 ☎ +39 051 4702159 ☎ +39 051 4702160 ☎ +39 051 4702161 ☎ +39 051 4702162 ☎ +39 051 4702163 ☎ +39 051 4702164 ☎ +39 051 4702165 ☎ +39 051 4702166 ☎ +39 051 4702167 ☎ +39 051 4702168 ☎ +39 051 4702169 ☎ +39 051 4702170 ☎ +39 051 4702171 ☎ +39 051 4702172 ☎ +39 051 4702173 ☎ +39 051 4702174 ☎ +39 051 4702175 ☎ +39 051 4702176 ☎ +39 051 4702177 ☎ +39 051 4702178 ☎ +39 051 4702179 ☎ +39 051 4702180 ☎ +39 051 4702181 ☎ +39 051 4702182 ☎ +39 051 4702183 ☎ +39 051 4702184 ☎ +39 051 4702185 ☎ +39 051 4702186 ☎ +39 051 4702187 ☎ +39 051 4702188 ☎ +39 051 4702189 ☎ +39 051 4702190 ☎ +39 051 4702191 ☎ +39 051 4702192 ☎ +39 051 4702193 ☎ +39 051 4702194 ☎ +39 051 4702195 ☎ +39 051 4702196 ☎ +39 051 4702197 ☎ +39 051 4702198 ☎ +39 051 4702199 ☎ +39 051 4702200 ☎ +39 051 4702201 ☎ +39 051 4702202 ☎ +39 051 4702203 ☎ +39 051 4702204 ☎ +39 051 4702205 ☎ +39 051 4702206 ☎ +39 051 4702207 ☎ +39 051 4702208 ☎ +39 051 4702209 ☎ +39 051 4702210 ☎ +39 051 4702211 ☎ +39 051 4702212 ☎ +39 051 4702213 ☎ +39 051 4702214 ☎ +39 051 4702215 ☎ +39 051 4702216 ☎ +39 051 4702217 ☎ +39 051 4702218 ☎ +39 051 4702219 ☎ +39 051 4702220 ☎ +39 051 4702221 ☎ +39 051 4702222 ☎ +39 051 4702223 ☎ +39 051 4702224 ☎ +39 051 4702225 ☎ +39 051 4702226 ☎ +39 051 4702227 ☎ +39 051 4702228 ☎ +39 051 4702229 ☎ +39 051 4702230 ☎ +39 051 4702231 ☎ +39 051 4702232 ☎ +39 051 4702233 ☎ +39 051 4702234 ☎ +39 051 4702235 ☎ +39 051 4702236 ☎ +39 051 4702237 ☎ +39 051 4702238 ☎ +39 051 4702239 ☎ +39 051 4702240 ☎ +39 051 4702241 ☎ +39 051 4702242 ☎ +39 051 4702243 ☎ +39 051 4702244 ☎ +39 051 4702245 ☎ +39 051 4702246 ☎ +39 051 4702247 ☎ +39 051 4702248 ☎ +39 051 4702249 ☎ +39 051 4702250 ☎ +39 051 4702251 ☎ +39 051 4702252 ☎ +39 051 4702253 ☎ +39 051 4702254 ☎ +39 051 4702255 ☎ +39 051 4702256 ☎ +39 051 4702257 ☎ +39 051 4702258 ☎ +39 051 4702259 ☎ +39 051 4702260 ☎ +39 051 4702261 ☎ +39 051 4702262 ☎ +39 051 4702263 ☎ +39 051 4702264 ☎ +39 051 4702265 ☎ +39 051 4702266 ☎ +39 051 4702267 ☎ +39 051 4702268 ☎ +39 051 4702269 ☎ +39 051 4702270 ☎ +39 051 4702271 ☎ +39 051 4702272 ☎ +39 051 4702273 ☎ +39 051 4702274 ☎ +39 051 4702275 ☎ +39 051 4702276 ☎ +39 051 4702277 ☎ +39 051 4702278 ☎ +39 051 4702279 ☎ +39 051 4702280 ☎ +39 051 4702281 ☎ +39 051 4702282 ☎ +39 051 4702283 ☎ +39 051 4702284 ☎ +39 051 4702285 ☎ +39 051 4702286 ☎ +39 051 4702287 ☎ +39 051 4702288 ☎ +39 051 4702289 ☎ +39 051 4702290 ☎ +39 051 4702291 ☎ +39 051 4702292 ☎ +39 051 4702293 ☎ +39 051 4702294 ☎ +39 051 4702295 ☎ +39 051 4702296 ☎ +39 051 4702297 ☎ +39 051 4702298 ☎ +39 051 4702299 ☎ +39 051 4702300 ☎ +39 051 4702301 ☎ +39 051 4702302 ☎ +39 051 4702303 ☎ +39 051 4702304 ☎ +39 051 4702305 ☎ +39 051 4702306 ☎ +39 051 4702307 ☎ +39 051 4702308 ☎ +39 051 4702309 ☎ +39 051 4702310 ☎ +39 051 4702311 ☎ +39 051 4702312 ☎ +39 051 4702313 ☎ +39 051 4702314 ☎ +39 051 4702315 ☎ +39 051 4702316 ☎ +39 051 4702317 ☎ +39 051 4702318 ☎ +39 051 4702319 ☎ +39 051 4702320 ☎ +39 051 4702321 ☎ +39 051 4702322 ☎ +39 051 4702323 ☎ +39 051 4702324 ☎ +39 051 4702325 ☎ +39 051 4702326 ☎ +39 051 4702327 ☎ +39 051 4702328 ☎ +39 051 4702329 ☎ +39 051 4702330 ☎ +39 051 4702331 ☎ +39 051 4702332 ☎ +39 051 4702333 ☎ +39 051 4702334 ☎ +39 051 4702335 ☎ +39 051 4702336 ☎ +39 051 4702337 ☎ +39 051 4702338 ☎ +39 051 4702339 ☎ +39 051 4702340 ☎ +39 051 4702341 ☎ +39 051 4702342 ☎ +39 051 4702343 ☎ +39 051 4702344 ☎ +39 051 4702345 ☎ +39 051 4702346 ☎ +39 051 4702347 ☎ +39 051 4702348 ☎ +39 051 4702349 ☎ +39 051 4702350 ☎ +39 051 4702351 ☎ +39 051 4702352 ☎ +39 051 4702353 ☎ +39 051 4702354 ☎ +39 051 4702355 ☎ +39 051 4702356 ☎ +39 051 4702357 ☎ +39 051 4702358 ☎ +39 051 4702359 ☎ +39 051 4702360 ☎ +39 051 4702361 ☎ +39 051 4702362 ☎ +39 051 4702363 ☎ +39 051 4702364 ☎ +39 051 4702365 ☎ +39 051 4702366 ☎ +39 051 4702367 ☎ +39 051 4702368 ☎ +39 051 4702369 ☎ +39 051 4702370 ☎ +39 051 4702371 ☎ +39 051 4702372 ☎ +39 051 4702373 ☎ +39 051 4702374 ☎ +39 051 4702375 ☎ +39 051 4702376 ☎ +39 051 4702377 ☎ +39 051 4702378 ☎ +39 051 4702379 ☎ +39 051 4702380 ☎ +39 051 4702381 ☎ +39 051 4702382 ☎ +39 051 4702383 ☎ +39 051 4702384 ☎ +39 051 4702385 ☎ +39 051 4702386 ☎ +39 051 4702387 ☎ +39 051 4702388 ☎ +39 051 4702389 ☎ +39 051 4702390 ☎ +39 051 4702391 ☎ +39 051 4702392 ☎ +39 051 4702393 ☎ +39 051 4702394 ☎ +39 051 4702395 ☎ +39 051 4702396 ☎ +39 051 4702397 ☎ +39 051 4702398 ☎ +39 051 4702399 ☎ +39 051 4702400 ☎ +39 051 4702401 ☎ +39 051 4702402 ☎ +39 051 4702403 ☎ +39 051 4702404 ☎ +39 051 4702405 ☎ +39 051 4702406 ☎ +39 051 4702407 ☎ +39 051 4702408 ☎ +39 051 4702409 ☎ +39 051 4702410 ☎ +39 051 4702411 ☎ +39 051 4702412 ☎ +39 051 4702413 ☎ +39 051 4702414 ☎ +39 051 4702415 ☎ +39 051 4702416 ☎ +39 051 4702417 ☎ +39 051 4702418 ☎ +39 051 4702419 ☎ +39 051 4702420 ☎ +39 051 4702421 ☎ +39 051 4702422 ☎ +39 051 4702423 ☎ +39 051 4702424 ☎ +39 051 4702425 ☎ +39 051 4702426 ☎ +39 051 4702427 ☎ +39 051 4702428 ☎ +39 051 4702429 ☎ +39 051 4702430 ☎ +39 051 4702431 ☎ +39 051 4702432 ☎ +39 051 4702433 ☎ +39 051 4702434 ☎ +39 051 4702435 ☎ +39 051 4702436 ☎ +39 051 4702437 ☎ +39 051 4702438 ☎ +39 051 4702439 ☎ +39 051 4702440 ☎ +39 051 4702441 ☎ +39 051 4702442 ☎ +39 051 4702443 ☎ +39 051 4702444 ☎ +39 051 4702445 ☎ +39 051 4702446 ☎ +39 051 4702447 ☎ +39 051 4702448 ☎ +39 051 4702449 ☎ +39 051 4702450 ☎ +39 051 4702451 ☎ +39 051 4702452 ☎ +39 051 4702453 ☎ +39 051 4702454 ☎ +39 051 4702455 ☎ +39 051 4702456 ☎ +39 051 4702457 ☎ +39 051 4702458 ☎ +39 051 4702459 ☎ +39 051 4702460 ☎ +39 051 4702461 ☎ +39 051 4702462 ☎ +39 051 4702463 ☎ +39 051 4702464 ☎ +39 051 4702465 ☎ +39 051 4702466 ☎ +39 051 4702467 ☎ +39 051 4702468 ☎ +39 051 4702469 ☎ +39 051 4702470 ☎ +39 051 4702471 ☎ +39 051 4702472 ☎ +39 051 4702473 ☎ +39 051 4702474 ☎ +39 051 4702475 ☎ +39 051 4702476 ☎ +39 051 4702477 ☎ +39 051 4702478 ☎ +39 051 4702479 ☎ +39 051 4702480 ☎ +39 051 4702481 ☎ +39 051 4702482 ☎ +39 051 4702483 ☎ +39 051 4702484 ☎ +39 051 4702485 ☎ +39 051 4702486 ☎ +39 051 4702487 ☎ +39 051 4702488 ☎ +39 051 4702489 ☎ +39 051 4702490 ☎ +39 051 4702491 ☎ +39 051 4702492 ☎ +39 051 4702493 ☎ +39 051 4702494 ☎ +39 051 4702495 ☎ +39 051 4702496 ☎ +39 051 4702497 ☎ +39 051 4702498 ☎ +39 051 4702499 ☎ +39 051 4702500 ☎ +39 051 4702501 ☎ +39 051 4702502 ☎ +39 051 4702503 ☎ +39 051 4702504 ☎ +39 051 4702505 ☎ +39 051 4702506 ☎ +39 051 4702507 ☎ +39 051 4702508 ☎ +39 051 4702509 ☎ +39 051 4702510 ☎ +39 051 4702511 ☎ +39 051 4702512 ☎ +39 051 4702513 ☎ +39 051 4702514 ☎ +39 051 4702515 ☎ +39 051 4702516 ☎ +39 051 4702517 ☎ +39 051 4702518 ☎ +39 051 4702519 ☎ +39 051 4702520 ☎ +39 051 4702521 ☎ +39 051 4702522 ☎ +39 051 4702523 ☎ +39 051 4702524 ☎ +39 051 4702525 ☎ +39 051 4702526 ☎ +39 051 4702527 ☎ +39 051 4702528 ☎ +39 051 4702529 ☎ +39 051 4702530 ☎ +39 051 4702531 ☎ +39 051 4702532 ☎ +39 051 4702533 ☎ +39 051 4702534 ☎ +39 051 4702535 ☎ +39 051 4702536 ☎ +39 051 4702537 ☎ +39 051 4702538 ☎ +39 051 4702539 ☎ +39 051 4702540 ☎ +39 051 4702541 ☎ +39 051 4702542 ☎ +39 051 4702543 ☎ +39 051 4702544 ☎ +39 051 4702545 ☎ +39 051 4702546 ☎ +39 051 4702547 ☎ +39 051 4702548 ☎ +39 051 4702549 ☎ +39 051 4702550 ☎ +39 051 4702551 ☎ +39 051 4702552 ☎ +39 051 4702553 ☎ +39 051 4702554 ☎ +39 051 4702555 ☎ +39 051 4702556 ☎ +39 051 4702557 ☎ +39 051 4702558 ☎ +39 051 4702559 ☎ +39 051 4702560 ☎ +39 051 4702561 ☎ +39 051 4702562 ☎ +39 051 4702563 ☎ +39 051 4702564 ☎ +39 051 4702565 ☎ +39 051 4702566 ☎ +39 051 4702567 ☎ +39 051 4702568 ☎ +39 051 4702569 ☎ +39 051 4702570 ☎ +39 051 4702571 ☎ +39 051 4702572 ☎ +39 051 4702573 ☎ +39 051 4702574 ☎ +39 051 4702575 ☎ +39 051 4702576 ☎ +39 051 4702577 ☎ +39 051 4702578 ☎ +39 051 4702579 ☎ +39 051 4702580 ☎ +39 051 4702581 ☎ +39 051 4702582 ☎ +39 051 4702583 ☎ +39 051 4702584 ☎ +39 051 4702585 ☎ +39 051 4702586 ☎ +39 051 4702587 ☎ +39 051 4702588 ☎ +39 051 4702589 ☎ +39 051 4702590 ☎ +39 051 4702591 ☎ +39 051 4702592 ☎ +39 051 4702593 ☎ +39 051 4702594 ☎ +39 051 4702595 ☎ +39 051 4702596 ☎ +39 051 4702597 ☎ +39 051 4702598 ☎ +39 051 4702599 ☎ +39 051 4702600 ☎ +39 051 4702601 ☎ +39 051 4702602 ☎ +39 051 4702603 ☎ +39 051 4702604 ☎ +39 051 4702605 ☎ +39 051 4702606 ☎ +39 051 4702607 ☎ +39 051 4702608 ☎ +39 051 4702609 ☎ +39 051 4702610 ☎ +39 051 4702611 ☎ +39 051 4702612 ☎ +39 051 4702613 ☎ +39 051 4702614 ☎ +39 051 4702615 ☎ +39 051 4702616 ☎ +39 051 4702617 ☎ +39 051 4702618 ☎ +39 051 4702619 ☎ +39 051 4702620 ☎ +39 051 4702621 ☎ +39 051 4702622 ☎ +39 051 4702623 ☎ +39 051 4702624 ☎ +39 051 4702625 ☎ +39 051 4702626 ☎ +39 051 4702627 ☎ +39 051 4702628 ☎ +39 051 4702629 ☎ +39 051 4702630 ☎ +39 051 4702631 ☎ +39 051 4702632 ☎ +39 051 4702633 ☎ +39 051 4702634 ☎ +39 051 4702635 ☎ +39 051 4702636 ☎ +39 051 4702637 ☎ +39 051 4702638 ☎ +39 051 4702639 ☎ +39 051 4702640 ☎ +39 051 4702641 ☎ +39 051 4702642 ☎ +39 051 4702643 ☎ +39 051 4702644 ☎ +39 051 4702645 ☎ +39 051 4702646 ☎ +39 051 4702647 ☎ +39 051 4702648 ☎ +39 051 4702649 ☎ +39 051 4702650 ☎ +39 051 4702651 ☎ +39 051 4702652 ☎ +39 051 4702653 ☎ +39 051 4702654 ☎ +39 051 4702655 ☎ +39 051 4702656 ☎ +39 051 4702657 ☎ +39 051 4702658 ☎ +39 051 4702659 ☎ +39 051 4702660 ☎ +39 051 4702661 ☎ +39 051 4702662 ☎ +39 051 4702663 ☎ +39 051 4702664 ☎ +39 051 4702665 ☎ +39 051 4702666 ☎ +39 051 4702667 ☎ +39 051 4702668 ☎ +39 051 4702669 ☎ +39 051 4702670 ☎ +39 051 4702671 ☎ +39 051 4702672 ☎ +39 051 4702673 ☎ +39 051 4702674 ☎ +39 051 4702675 ☎ +39 051 4702676 ☎ +39 051 4702677 ☎ +39 051 4702678 ☎ +39 051 4702679 ☎ +39 051 4702680 ☎ +39 051 4702681 ☎ +39 051 4702682 ☎ +39 051 4702683 ☎ +39 051 4702684 ☎ +39 051 4702685 ☎ +39 051 4702686 ☎ +39 051 4702687 ☎ +39 051 4702688 ☎ +39 051 4702689 ☎ +39 051 4702690 ☎ +39 051 4702691 ☎ +39 051 4702692 ☎ +39 051 4702693 ☎ +39 051 4702694 ☎ +39 051 4702695 ☎ +39 051 4702696 ☎ +39 051 4702697 ☎ +39 051 4702698 ☎ +39 051 4702699 ☎ +39 051 4702700 ☎ +39 051 4702701 ☎ +39 051 4702702 ☎ +39 051 4702703 ☎ +39 051 4702704 ☎ +39 051 4702705 ☎ +39 051 4702706 ☎ +39 051 4702707 ☎ +39 051 4702708 ☎ +39 051 4702709 ☎ +39 051 4702710 ☎ +39 051 4702711 ☎ +39 051 4702712 ☎ +39 051 4702713 ☎ +39 051 4702714 ☎ +39 051 4702715 ☎ +39 051 4702716 ☎ +39 051 4702717 ☎ +39 051 4702718 ☎ +39 051 4702719 ☎ +39 051 4702720 ☎ +39 051 4702721 ☎ +39 051 4702722 ☎ +39 051 4702723 ☎ +39 051 4702724 ☎ +39 051 4702725 ☎ +39 051 4702726 ☎ +39 051 4702727 ☎ +39 051 4702728 ☎ +39 051 4702729 ☎ +39 051 4702730 ☎ +39 051 4702731 ☎ +39 051 4702732 ☎ +39 051 4702733 ☎ +39 051 4702734 ☎ +39 051 4702735 ☎ +39 051 4702736 ☎ +39 051 4702737 ☎ +39 051 4702738 ☎ +39 051 4702739 ☎ +39 051 4702740 ☎ +39 051 4702741 ☎ +39 051 4702742 ☎ +39 051 4702743 ☎ +39 051 4702744 ☎ +39 051 4702745 ☎ +39 051 4702746 ☎ +39 051 4702747 ☎ +39 051 4702748 ☎ +39 051 4702749 ☎ +39 051 4702750 ☎ +39 051 4702751 ☎ +39 051 4702752 ☎ +39 051 4702753 ☎ +39 051 4702754 ☎ +39 051 4702755 ☎ +39 051 4702756 ☎ +39 051 4702757 ☎ +39 051 4702758 ☎ +39 051 4702759 ☎ +39 051 4702760 ☎ +39 051 4702761 ☎ +39 051 4702762 ☎ +39 051 4702763 ☎ +39 051 4702764 ☎ +39 051 4702765 ☎ +39 051 4702766 ☎ +39 051 4702767 ☎ +39 051 4702768 ☎ +39 051 4702769 ☎ +39 051 47027



**STRONGER**  
THAN EVER



PRODUCT CATEGORIES

○ ANCHOR WINCHES	pp. 6-33
○ ANCHORS AND ROPES	pp. 34-37
○ REMOTE CONTROLS	pp. 38-39
○ ANCHOR WINCHES MOUNTING PLATES	pp. 40-41
○ ROLLERS AND EXTENDERS	pp. 42-43
○ SENSOR REGULATORS	pp. 44-47
○ TRIM TABS	pp. 48-51
○ TRIMS AND JACKPLATES	pp. 52-55

## MANUAL ANCHOR WINCHES

ANCHOR QUICKER AND EASIER

**This is a simple, reliable and effective mechanism for hoisting anchors of up to 8 kg**



## MANUAL ANCHOR WINCH

## MANUAL ANCHOR WINCH

A simple, reliable and effective mechanism



SH-10

### Technical specifications of a manual anchor winch STRONGER SH-10

Max. anchor weight	8 kg (18 lb)
Max. winch workload	70 kg
Max. recommended boat length	4.6 m
Winch dimensions	110×110×160 mm
Winch weight	5 kg
Winch case material	3 mm galvanized steel
Anchor rope	Ø 3,5 mm, length 30 m, up to 360 tear resistant
Roller material	3 mm galvanized steel, roller is made of robust and durable plastic
Roller dimensions	260x82x129 mm
Components	1 anchor winch, 1 roller, 1 anchor rope, 1 anchor rope safety tube, 1 rigging bracket., 1 chain stopper for safe anchor transportation, mounting elements: 7 M8x20 mm bolts, 7 M8 washers, 1 warranty card, 1 instruction manual, 1 cardboard box

### Manual anchor winch Stronger Steel Hands 10 (SH-10).

This model can be used as a main, supplementary or safety winch. It is supplied with a mechanism of even distribution of rope on the drum (prevents rope from tangling and helps avoid loops). It also has an automatic stopper that enables the change of hands while hoisting an anchor.



The winch goes with a roller, an abrasion resistant anchor rope, a chain stopper for fixing an anchor on a roller for safe transportation, as well as a full set of stainless steel mounting elements.

### Specific features of manual anchor winch STRONGER SH-10.

The main advantages of STRONGER SH-10 are light weight, small size, excellent corrosion resistance, simple assembly/mounting system, quick and effortless anchor dropping and hoisting.

### How to use the manual anchor winch Stronger SH-10.

This winch model is equipped with two levers, one of which is to drop the anchor, the other one - to wrap the anchor rope and raise the anchor. The mechanism is fully mechanical and simple, which adds to its reliability and compact size.

Pushing the dropping lever allows the anchor to free fall and reach the bottom in a couple of seconds. Pulling up the anchor rope takes only about 1.5 minutes and little effort. You can change hands in the process of pulling if you need - the winch stopper prevents the drum from rotating back.



## SERIES 20 WINCHES

NO MORE MANUAL ANCHORING!

The most affordable winches in the Stronger product range



## SERIES 20 WINCHES

Models

## SERIES 20 WINCHES

The most affordable winches in the Stronger product range



SH-20



SH-20 W

**Electric anchor winches Stronger SH-20: small, light-weight and as simple as manual ones.**

Still, they are fully automatic and have an electric engine capable of raising anchors of up to 8 kg.

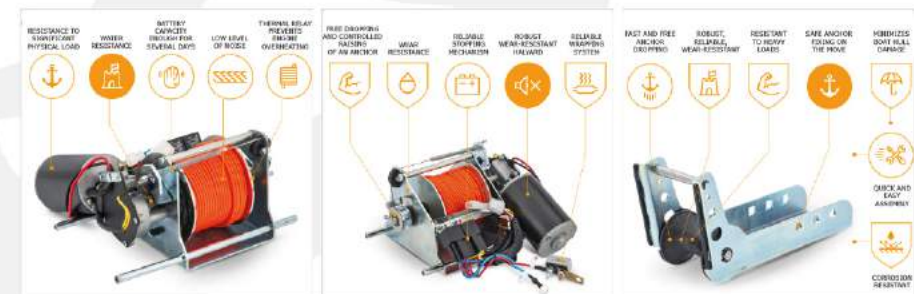
SH-20 winches are equipped with a quiet 80W engine. Its operation doesn't disturb fishermen, hunters or holidaymakers for whom silence is essential. These winches are recommended for boats of up to 4 m in length, and anchors of up to 8 kg (17 lb).



**Stronger SH-20 enables you to anchor and weigh with a single push of a button.**

This simple and reliable winch has a free anchor drop function. It raises the anchor quickly - 20m/min. The winch is operated with a convenient built-in button, which has three operating positions: dropping the anchor, neutral and raising the anchor.

Although it is cheap, you shouldn't worry about safety! All SH-20 components are additionally protected against all hardships water can bring. All metal parts are corrosion resistant, its mechanical units are safe against additional workloads, the anchor halyard is chafe resistant, and the electric components are protected from power accidents.



## 30 SERIES WINCHES

PERFECT BALANCE OF COMFORT AND QUALITY  
FOR SMALL BOATS

The most affordable of all remote control  
electric winches



## 30 SERIES WINCHES

Models

## 30 SERIES WINCHES

Perfect balance of comfort and quality for small boats



Classic black housing cap made in Stronger's renowned ergonomic design.

## SH-30



Universal camouflage colour of the housing cap helps you stay unnoticed by the objects of fishing or hunting.

## SH-30 camo

**Stronger SH-30 are the most affordable of Stronger electric winches that can be equipped with remote control devices.**

**It can be a wired or wireless remote control.**


*These winches are designed for anchors of up to 10 kg (22 lb) and boats of up to 4.6 m in length. They raise the anchor quickly (20 m/min) and very quietly. The anchor is dropped in a free fall mode enabling quick and unsupervised anchoring.*



**Stronger SH-30 is a perfect balance of simple servicing, small size, reasonable price and the highest real life proven reliability.**

The winch is operated with an embedded button, which has 3 positions: one push enables you to drop the anchor or raise it. Special roller helps to safely fix the anchor during movement to prevent its accidental dropping and scratching the boat.

*Stronger SH-30 anchor winch set includes everything you need for its easy mounting and safe and convenient usage. All components and units are additionally protected against any real life challenges. Stronger SH-30 is the best choice for safe leisure in a small boat.*



## 35 SERIES WINCHES

POWERFUL, PRACTICAL, QUIET, RELIABLE

The best choice for the boats of up to 7 m and anchors of up to 14 kg



## 35 SERIES WINCHES

Models

## 35 SERIES WINCHES

Save your energy for your favourite leisure



Classic black housing cap made in Stronger's renowned ergonomic design.

SH-35



Universal camouflage colour of the housing cap helps you stay unnoticed by the objects of fishing or hunting.

SH-35 camo

**Stronger SH-35 anchor winches are for those who are ready for exciting and safe adventures.**

**If you want to have a quiet time on water and you have a boat of up to 7 m in length, SH-35 will make your rest extremely comfortable.**

A strengthened anchor line and a roller which allows to transport a raised anchor safely. An effectively designed rope drum which wraps the rope evenly without loops. A powerful, quick and quiet electric engine with the speed of anchor raising of 30 m/min. Free anchor dropping function. Anchor raising by one push of a button. All these characteristics of Stronger SH-35 will take your water leisure to the maximum level of comfort. Confidence also adds to comfort, and you can be always confident with Stronger as its products are always safe and reliable.



**Stronger SH-35 is the best choice if you don't want to get wet.**

Anchoring and weighing have never been quicker and more comfortable. Especially with considerable anchor weight - up to 14 kg (30 lb). If you move around a lot, you'll certainly appreciate the advantages of this great anchor winch. It will save you time and effort, it will save your hands from getting into the cold water for manual anchoring. Now you can get the rest of your dream!


Stronger SH-35 anchor winch can be operated with the help of a built-in button, remote button or a wired or wireless remote control. Winch mounting is quick and effortless as it is supplied with everything you need for comfortable and effective usage.



## WINCHES WITH SMOOTH ANCHOR RELEASE

PROBABLY THE QUIETEST ANCHOR WINCHES

Fishermen and hunters will be  
definitely excited



## WINCHES WITH SMOOTH ANCHOR RELEASE

Models



The housing cap and its durable coating have enhanced resistance to mechanic loads, temperature changes and UV radiation.

## SH-35 PRO



Universal camouflage colour of the housing cap helps you to stay unnoticed by the objects of hunting or fishing. The cap is made of robust and durable UV-resistant plastic.

## SH-35 PRO camo

## WINCHES WITH SMOOTH ANCHOR RELEASE

Quick and quiet. Is that possible?

Hunters and fishermen love SH-35 PRO as it doesn't scare the potential prey off.

Anchor winches of this series have a smooth anchor release function, which prevents the anchor from splashing loudly. Thus, the water surface stays still and no splashes are created.

The winch is effortlessly operated with the help of a built-in three-position button. The lowest position activates the anchor release. Firstly, the anchor is smoothly lowered to the water surface and only then a free drop mode is activated, which lets the anchor reach the bottom quickly.



Stronger SH-35 PRO is a combination of silence and speed.

A quiet electric engine raises an anchor with a rather high speed, 30 m/min. At the final stage noisy anchor strikes on roller are prevented by special damping pads on the Stronger rollers.

All metal components of the winch are safely protected against corrosion, its moving parts are wear resistant, and the electric components are protected from overload. Powerful, quick, quiet and reliable - isn't it an ideal choice for recreational boating?



## MARINE SERIES

MORE FREEDOM FOR THE CONQUERORS OF SEAS

Electric anchor winch series with enhanced protection against corrosion under salty water conditions



## MARINE SERIES

Models

## MARINE SERIES

More freedom for the conquerors of seas



## SH-35 S

A white housing cap is UV radiation resistant, salt water stains are less visible on a white coating. Metal components have additional protection against corrosion. Simple and reliable mechanism. Affordable price.



## SH-35 S camo

Practical camouflage colour and stainless steel. A corrosion resistant winch that makes you inconspicuous.



## SH-35 S PRO

Unusually quiet but quick anchor lowering and raising. Metal parts made of stainless steel. It's created for the connoisseurs of comfortable marine boating. The cap with a Stronger original logo is able to withstand various challenges.



## SH-35 S PRO camo

Every benefit for hunters or fishermen on salty waters: stainless components, quiet lowering and raising of the anchor, camouflage housing cap able to withstand various challenges.

**This anchor winch series comes with three variations of housing cap design allowing you to choose what is best for your boat.**

These winches are recommended for boats of up to 7 m in length and anchors of up to 15 kg. The speed of the anchor raising is 30 m/min. The maximum workload of the winch is 90 kg.

### SH-35 S: additional protection against corrosion, "marine" design and wide range of models.

This anchor winch series is designed for those boaters who rest on both fresh and salty waters.

Metal components of SH-35 S winches are made of stainless steel with a high level of resistance against salty water corrosion. The winch frame, for example, as well as driving and fixating mechanisms and the drum are made of A2 grade steel. The roller is made of stainless steel of A4 grade.

The housing caps of the SH-35 S winches are made of polyamide plastic which has enhanced UV radiation resistance. The winch live is both UV resistant and chafe resistant. There are specific solutions for the protection of the winch drive and its electric components, for safe transportation of the anchor on the roller, and for reducing the load on the anchor rope and roller.



### SH-35 S winches - simple usage and proven reliability.

The winch is equipped with a built-in three-position button to raise and lower the anchor and a neutral position. A free-drop mode enables you to anchor your boat in a couple of seconds.

Anchor winches of S PRO and S PRO CAMO models have a smooth anchor release function, which prevents the anchor from splashing loudly on water. Also, these winch models are equipped with a quiet electric engine and special damping pads on the rollers which prevent the anchor from striking against the roller while hoisted.



# HIDDEN MOUNT WINCHES

A SERIES OF HIDDEN MOUNT WINCHES

These winches save the space on the deck of your boat



## HIDDEN MOUNT WINCHES

Models

## HIDDEN MOUNT WINCHES

Save the place on your deck for other useful stuff



## SH-35 i

Maximum ergonomics and profitability - a model without the case to be mounted under the deck.



## SH-35 i PRO

Electric hidden mount winch with a smooth anchor release function.



## SH-35 i S

Hidden mount winch made of stainless steel. Additional corrosion resistance. Suitable for fresh and salty waters.



## SH-35 i S PRO

All advantages of other models combined: hidden mounting, enhanced corrosion resistance, smooth anchor release function.

**Stronger SH-35i: anchor winches that save your boat deck space.**

Compact and lightweight electric anchor winches of the SH-35i series are mounted below the deck. They can be operated from anywhere on the boat by a remote control panel.

**Stronger SH-35i are invisible until they start working.**

These winches can work with anchors of up to 15 kg and should be mounted under the boat deck. In the locker with an opening for the anchor rode, for example.

SH-35i electric winches are equipped with an extended anchor roller with adjustable length and two rolling rollers for easy adaptation to various usage conditions.

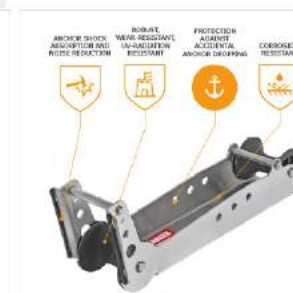

Hidden mount anchor winches SH 35i are a perfect choice for small boats of up to 7 m. They are ergonomic, lightweight, save space on the boat deck, operate quietly and quickly. They come with everything you need for quick and easy winch mounting.



**Stronger SH-35i electric anchor winches: new level of comfort for your boat.**

These winches can be easily operated from anywhere in the boat with the help of a wired or wireless remote control panel. There is also a standard control button. A customer can choose a control device for the winch.

The rollers of these winches have additional damper pads to prevent the anchor from striking loudly on the final hoisting stage.



# ANCHORS AND ANCHOR ROPES

SAFE ANCHORING AND EASY ANCHOR RAISING

Unique Stronger designs for your  
safety and against anchor loss

## ANCHORS AND ANCHOR ROPES

Models



### AD-5

Traditional three-fluke river anchor, 5 kg of weight, designed for boats of up to 3.5 m in length. It has a unique anti-stuck system, developed by Stronger.



### AD-8

Three-fluke river anchor, with a specific geometry providing maximum contact with most bottom types. Comes with an anti-stuck system.



### AR-30, AR-35, AR-40

Anchor ropes of 30, 35 and 40 m of length. Diameter ranges from 3 to 4 mm. Made from highly durable nylon able to withstand adverse factors and breaking loads of up to 360 kg.

All you need for safe anchoring!



### AD-7

Three-fluke river anchor, with an extender-stabilizer that prevents swinging, and an anti-stuck system. Weight is 6.8 kg.



### AD-10

9.8 kg of weight, anti-stuck system and extender-stabilizer. Suitable for heavily loaded boats of up to 7 m in length.



### AW-2

Anchor extension with movable attachment and an anti-stuck system. Make your anchoring process more stable, reliable and safe for the anchor.

strongermarine.com

## ANCHORS AND ANCHOR ROPES

Accessories for safe and reliable anchoring

### Reliable anchors safe from the risk of being lost.

Here you can find products that will make the process of anchoring your boat simple but reliable. They will also help prevent anchor loss.

Anchors of various weights (5-10 kg) for boats of different lengths and workloads are originally developed by Stronger. They have an anti-stuck system that will release an anchor quickly even if it is seriously stuck at an object or vegetation on the bottom.

A traditional form of the river anchor enables it to safely hold a boat on the anchoring spot without exceeding the necessary weight and providing some ergonomic benefits.

A specific geometry of the anchor flukes, developed by Stronger engineers, provides better contact with the bottom, adding safety to your anchorage.

Anchors, anchor extensions and anchor ropes of the highest quality



### Stronger accessories adding confidence to the anchoring process.

An anchor extension with movable attachments make anchoring more stable. It compensates for the boat swing preventing it from breaking off an anchor. The extender is equipped with a unique Stronger designed anti-stuck system.

Stronger nylon anchor ropes of various lengths (30-40 m) are reliable, have enhanced durability and resistance against chafe, UV radiation, moisture, changes in temperature, and chemical substances in water. They can withstand serious breaking loads of 360 kg. Their bright colouring makes them visible in darkness and on a big depth. These anchor ropes make your anchoring safe and comfortable in the most adverse conditions.

strongermarine.com

## REMOTE CONTROL

DEVICES CREATED FOR YOUR COMFORT

Comfortable and easy control of the electric anchor winches from your favourite place on the boat

### Accessories for winch remote control.

Simple and effective remote control devices for Stronger electric anchor winches.

Remote control devices for Stronger electric anchor winches include a remote button RC and a remote panel RF. Each of them has its advantages

A remote button RC is a wired device which is connected to a winch by a 3m cable (included). It has three positions: lowering the anchor, neutral and raising the anchor.

A remote panel RC controls a winch with radio signals. Its operation radius is 50 m. It has two buttons for lowering and raising the anchor.

### Stronger winch remote control adds to the quality of your leisure.

Simple and affordable accessories for electric winch remote control can be placed in any location of your boat.

Both devices are protected against harsh water conditions, are compact in size and have ergonomic design

### Models



#### RC

A standard remote wired 3-position button. It controls all functions of an anchor winch.



#### RF

A remote control panel for an anchor winch. Compact, wireless, can be attached to your clothes.

## ANCHOR WINCHES MOUNTING PLATES

SAFE AND EFFECTIVE SOLUTIONS FOR MOUNTING ANCHOR WINCHES AND ROLLERS

Simple, universal accessories help save your anchor winch, roller and battery resource

### Accessories for quick mounting of anchor winches on boats

Effective, reliable and simple, supplied with everything you need for effortless mounting.

Mounting plates that protect your anchor winch and the roller. They are designed to improve the effectiveness and lifespan of your Stronger anchor winch.

#### Models



#### MIB

A mounting plate for Stronger winches of all types for inflatable boats. Made from 3 mm galvanized steel.



#### MIBS

A mounting plate for Stronger winches of all types for inflatable boats. Made from 3 mm stainless steel.



#### PMB

A mounting plate for Stronger winches of all types. PMB is made from 3 mm galvanized steel.



#### PMBS

A mounting plate for Stronger winches of all types. PMB is made from 3 mm stainless steel.

## ROLLERS AND EXTENDERS

HELP TO MOUNT AN ANCHOR WINCH CORRECTLY

They are specifically built to reduce the load on the winch mechanism and the anchor rope

Accessories for safe usage of an anchor winch and an anchor.



Developed specifically for Stronger anchor winches, they are powerful and strong.

There is an optimal solution for your anchor winch among them. It will help save its technical resource, prevent the anchor halyard from rapid wear and tear, and the anchor itself from being lost.

Models

### RRS

Robust stainless steel roller. Additional protection against corrosion. Suitable for salty waters. Additional rolling roller and damper pads.



### ER

Simple, robust and affordable roller extender made from galvanized steel. Special openings for mounting, anchor fixation and an additional rolling roller.



### ERS

Simple stainless extender. Enhanced corrosion resistance enables it to be used on sea boats.



### ER (CW)

Anchor winch roller extender, used for hidden mounting of the winch under the deck. It is made from galvanized steel and comes with an additional rolling roller.



### ER (CW) S

Stainless steel extender for hidden mount winches. Enhanced corrosion resistance enables it to be used in salty waters. Additional roller included.

## SENSOR REGULATORS

PERFECT POSITION OF A TRANSDUCER IN  
ANY CONDITIONS

**Maximum level of image  
accuracy and productive fishing**



## SENSOR REGULATORS

Models



## ARCU

A remote control panel helps to raise / lower the sensor, automatically adjust the transducer's angle, as well as maintaining its optimal position under any boat trim with one push of a button.



## EC4

A rope extension allows to connect the transducer regulators to the control console of boats up to 7 m in length.




## EC 4/2

Allows to connect two sensor regulators to one control panel and control them simultaneously.



## RL 200 Lift

The regulator adjusts the depth of a transducer (weight up to 1 kg) so that it is lower than the air zone and provides a high-resolution image of an echo-sounder. A unique development created by Stronger.



## RL 200 PRO

The regulator keeps a transducer (weight up to 1 kg) in a horizontal position under any boat trim. It allows for the sensor to be raised vertically when approaching a shore or a dock.

## SENSOR REGULATORS

Guarantees maximum level of image accuracy

**Sensor regulators - always a clear picture on the echo sounder screen.**

The regulators of the echo sounder sensor position, its angle and the depth of immersion are unique Stronger developments for perfectly effective and comfortable fishing.

Changes in the depth of sensor immersion allows for its lowering under the air bubble zone created by a change in boat speed, for example. This eliminates distortions or the absence of information on the echo sounder screen.

Regulation of the sensor angle allows for putting it into a vertical position quickly if the boat trim changes. In this case the echo sounder signal is propagated vertically downwards and provides an exact image of the bottom and the fishes in the waterbody.

When approaching a shore or a dock or while the echo sounder is not in use, the sensor should be raised out of water. This will reduce the risk of its damage or algae overgrowth.



**Ensures effective fishing!**

**Control the sensor effortlessly.**

Additional accessories for RL 200 Lift and RL 200 PRO allow to easily control the sensor from a control panel on boats of up to 7m in length (extension cable EC4) or to connect two sensor regulators to one control panel simultaneously (extension cable EC 4/2).

A control panel puts the sensor into a precisely horizontal position with a single push of a button. No matter how the boat trim changes the sensor position remains horizontal.

## ELECTRIC TRIM TABS

FULL CONTROL OVER THE TRIM AND ANGLE  
OF THE BOAT

**A series of trim tabs with a  
powerful hydraulic drive**



## ELECTRIC TRIM TABS

Models

## ELECTRIC TRIM TABS

Full control over the trim and angle of the boat



## TT 3000-1

Stainless steel trim tabs for boats of 4 to 6 m in length with drives up to 3000 N (300 kg) and size 300\*200\*600 mm.



## TT 3000-2

Stainless steel trim tabs for boats of 4.8 to 7.5 m in length with drives up to 3000 N (300 kg) and size 300\*300\*160 mm.



## TT 3000-3

Stainless steel trim tabs for boats of 6.4 to 9 m in length with drives up to 3000 N (300 kg) and size 300\*300\*250 mm.



strongermarine.com

## A series of trim tabs with a powerful hydraulic drive.

Electric trim tabs with hydraulic drive work independently and allow to adjust both the trim and the angle of a boat.



Specific design of the tabs help to withstand the loads created by high speed.

Tabs are made of stainless steel and are corrosion resistant. The actuator capacities are better than in most of similar models.

## Trim tabs features:

- Make the boat plane out quicker.
- Allow to plane out with slower speed. You'll be able to plane with lower engine speed that reduces fuel consumption and saves money.
- Enhance the control of the boat especially when the waves are high and prevent excessive rise of the bow. Both factors significantly improve the safety of boating.
- Allow you to increase the speed on big waves. It is especially important when you are in a sea or ocean.
- Quickly prevent heeling caused by incorrect load or other factors.



strongermarine.com

## TRIM AND LIFT

FOR A BOAT ENGINE

Maximum speed,  
maximum control,  
maximum comfort





## GT 1000

Hydraulic trim GT 1000 (1000 kg) can be used with motors of up to 50 hp and 150 kg weight. It provides angle of up to 46 degrees. Made of stainless steel, corrosion resistant.



## HL 2000

Hydraulic jack plate for boat motors of 40 to 120 hp and up to 190 kg weight. It has a 1000 kg actuator and can lift a motor to a height of up to 120 mm. It's made of stainless steel which has enhanced resistance against corrosion.

## TRIM AND LIFT

Models



## CP

The panel helps to control your Stronger hydraulic jackplate and a trim directly from a control console. It enables you to easily raise or lower the jackplate, change the trim angle and stop it in a fixed position. It is also possible to memorize a position (height and angle) to fix a motor in a semi-automatic mode.

## TRIM AND LIFT

Maximum speed, control, comfort

**Hydraulic trims and jackplates are a sensible investment.**

**Reliable and powerful Stronger products for managing the angle and the depth of a boat motor immersion.**

*Electric jackplates are designed for raising/lowering outboard motors of 40 to 120 hp. This helps to immerse it less and thus reduce resistance on the move. It practically results in gaining higher speed using the same motor and saving a significant amount of fuel as well.*



Hydraulic trim is a device used to change the angle of a boat motor and place it in an optimal position. It enables you to easily and quickly adjust a boat trim and prevent excessive bowing or dipping. Optimal trim also means that a boat can reach a planing mode quicker, can move with a higher speed and use less fuel.








Hydraulic trim can also enhance boat maneuverability and prevent porpoising. On a high wave a boat moves smoother and jumps less. This improves both safety and comfort of the boaters.












*Hydraulic trims and jackplates enable you to raise the motor out of water while approaching the shore, navigating shallow water areas, docking etc. The effect of using these devices on your boat speed and fuel savings can be better seen while moving at a high speed.*





## Specifications of Stronger anchor winches

							
Code	SH 20	SH 20 W	SH 30	SH 30 camo	SH 35	SH 35 camo	SH 35 Pro
Raising speed m/min:	20	20	20	20	30	30	30
Free anchor dropping:	yes	yes	yes	yes	yes	yes	yes
Electric engine power, W:	80	80	85	85	120	120	130
Winch weight, kg:	9	9	8	8	9	9	9,2
Anchor rope length, m:	30	30	30	30	40	40	40
Anchor rope breaking load, kg:	360	360	360	360	360	360	360
Maximum workload, kg:	90	90	90	90	90	90	90
Cap colour:	black	white	black	camouflage	black	camouflage	carbon
Smooth anchor release:	no	no	no	no	no	no	yes
Anchor rope diameter, mm:	3,5	3,5	4	4	4	4	4
Roller material:	galvanized steel	galvanized steel	galvanized steel	galvanized steel	galvanized steel	galvanized steel	galvanized steel
Maximum anchor weight, kg:	8	8	10	10	10	10	15
Recommended anchor weight, kg:	5	5	7	7	7	7	8
Boat length, m:	4	4	4,6	4,6	7	7	7
Control button function:	up/down	up/down	up/down	up/down	up/down	up/down	up/down
Anchor winch dimensions (LxWxH), mm:	251x261x130	251x261x130	280x290x160	280x290x160	280x290x160	280x290x160	280x290x160
Anchor rope length, m:	5	5	5	5	5	5	5
Limited warranty, years:	3	3	3	3	3	3	3

## Specifications of Stronger anchor winches

								
SH 35 Pro camo	SH 35 S	SH 35 S camo	SH 35 S Pro	SH 35 S Pro camo	SH 35 i	SH 35 i Pro	SH 35 i S	SH 35 i S Pro
30	30	30	30	30	30	30	30	30
yes	no	no	yes	no	yes	yes	no	yes
130	120	120	130	120	120	130	120	130
9,2	9	9	9,2	9	9	9,2	9	9,2
40	40	40	40	40	40	40	40	40
360	360	360	360	360	360	360	360	360
90	90	90	90	90	90	90	90	90
camouflage	white	camouflage	carbon	camouflage	no	no	no	no
yes	no	no	yes	no	no	yes	no	yes
4	4	4	4	4	4	4	4	4
galvanized steel	stainless steel	stainless steel	stainless steel	stainless steel	galvanized steel	galvanized steel	stainless steel	stainless steel
15	15	15	15	15	15	15	15	15
8	8	8	8	8	7	8	8	8
7	7	7	7	7	7	7	7	7
up/down	up/down	up/down	up/down	up/down	up/down	up/down	up/down	up/down
280x290x160	280x290x160	280x290x160	280x290x160	280x290x160	205x240x142	205x240x142	205x240x142	205x240x142
5	5	5	5	5	5	5	5	5
3	3	3	3	3	3	3	3	3

## Specifications of sensor regulators

		
Code	RL 200 PRO	RL 200 LIFT
Axial load, n:	200	200
Load current, mA:	250	250
No-load current, mA:	75	75
Raising/lowering speed, mm/sec:	3,5	3,5
Automatic control unit:	yes	no
Regulator weight, kg:	1	1
Continuous operation time, min:	2	2
Regulator dimensions (LxWxH), mm:	360 x 80 x 65	360 x 80 x 65
Regulator weight, kg:	1	1
Limited warranty, years:	3	3

## Specifications of electric trim tabs

			
Code	TT 3000-1	TT 3000-2	TT 3000-3
Boat length, m:	from 4 to 6	from 4,8 to 7,5	from 6,4 to 9
Actuator speed, mm/ sec:	4	4	4
Actuator stroke length, mm:	60	60	60
Workload, N:	3000	3000	3000
Rope length, m:	5	5	5
Tab dimensions, mm:	300 x 200 x 160	300 x 300 x 160	300 x 300 x 250
Tab material:	stainless steel	stainless steel	stainless steel
Protection standard:	IP67	IP67	IP67
Operation conditions:	seawater, fresh water	seawater, fresh water	seawater, fresh water
Limited warranty, years:	3	3	3

## Specifications of trims and jackplates for outboard motors

		
Code	GT 1000	HL 2000
Power, V:	12	12
Outboard motor capacity, hp:	up to 50	from 40 to 120
Maximum weight of outboard motor, kg:	up to 150	up to 190
Hydraulic lift capacity, kg:	1000	1000
Automatic control unit:	yes	yes
Hydraulic hoses length, m:	1,5 and 1,7	1,5 and 1,7
Device weight with hydraulic station, kg:	14,8	20,5
Device weight (without hydraulic station), kg:	11,8	17
Dimensions when folded (LxWxH), mm:	310 x 307 x 180	440 x 372 x 124
Raising angle:	46°	no
Raising height, mm:	no	120
Protection against galvanic corrosion:	yes	yes
Colour:	black	black
Material:	stainless steel	stainless steel
Operation conditions:	seawater, fresh water	seawater, fresh water
Protection standard:	IP68	IP68
Limited warranty, years:	3	3

Ukraine, Kyiv 04050  
Str. Melnikova, 12  
info@strongerwinch.com

## Sales Department

+38 (050) 387-20-12  
+38 (050) 387-20-17  
+38 (044) 362-95-48  
sale@strongerwinch.com

## Wholesale Department

+38 (050) 387-20-12  
+38 (050) 387-20-17  
sale@strongerwinch.com

## Service Center

+38 (050) 383-45-00  
service@strongerwinch.com

## Sales department Europe

Ukmergės gatvė 123A,  
LT-08104, Vilnius  
(+370) 655 55449  
hed@strongermarine.com



[strongermarine.com](http://strongermarine.com)

Made in Ukraine

